

How to join our Tauranga-Mount Pairs or the Waikato-Bays Pairs

You can register up to 2 hours before the event. If you go in earlier you will not see the event listed.

PLAY OR WATCH BRIDGE

- Solitaire
- Competitive** ←
- BBO Prime
- Casual
- Practice

FEATURED AREAS

- ACBL World
- Robot World
- Virtual Clubs
- Challenges
- Instant Tournaments

On the Home page, click on “Competitive”, then click on “Free Tournaments”

TOURNAMENTS

- ACBL Masterpoint Tournaments
- BBO Points Tournaments
- Robot Tournaments
- Free Tournaments** ←
- ACBL Virtual Clubs
- All Tournaments

OTHER COMPETITIVE GAMES

- Team Matches
- Challenges

On the next page you will see a list of tournaments and it may not be easy to see the one you want, so the best way is to do a search (where the arrow is). This is very faint and may not be obvious to you, but click here and type a key word. eg type Tauranga or WB for a Waikato Bays event.

This will drill down to only the Tauranga or WB event.

Pending Running Complete

Host	Title	Entries	Entry Fee
bbo	Free Daylong Tournament (MP) - 2020-04-23	1558	Free
gilgil40	Pairs Private Club members ONLY #4810	40	Free
bbo	Express - Free Automated Fun #4939	80	Free
errikos	Ind. Larnaca Individual #1639	17	Free
pippaufaul	Pairs KZN Midlands Online #1439	19	Free
meir1001	Pairs Avivim Carmel NZ friends club #247	63	Free

Search Clear

Search
Tauranga Clear

Host	Title	Type	Start
K1W1	9 Pairs Tauranga-Mount Pairs #4798	Pairs	10

The "Start" heading displays how many minutes before the event starts. In this case 10 minutes

To open the registration window, click on the line somewhere (but not on the Host's name).

The next window defaults to the Registration window, but there are other tabs at the top such also:

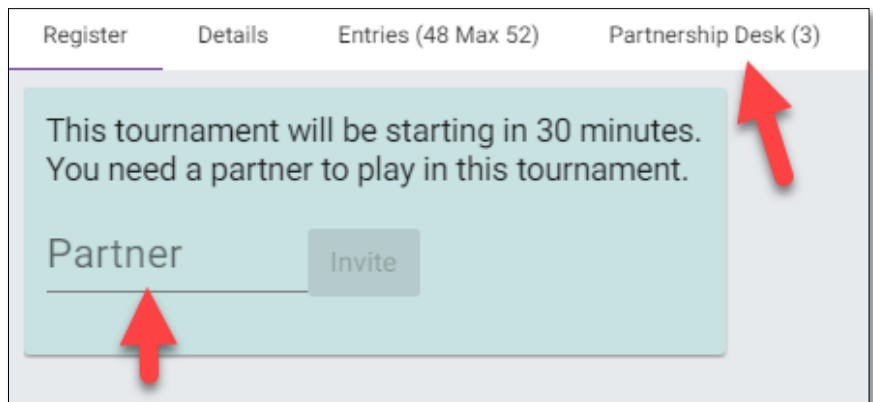
Details - may explain the event in a bit more detail

Entries - will show everyone who has entered and the number at the top shows how many entered. In the example below the maximum number of pairs allowed is 52 and there are 48 entered

Partnership Desk – where you can place your name here if you do not have a partner and hope someone will invite you to play with them. You can also invite one of them if you prefer

Registration window:

One of you starts the registration process, so agree who it is. That person then types in their partner's BBO name where it says "Partner". The "Invite" icon will turn blue. When it does, click on it, then an invite is sent to your partner.

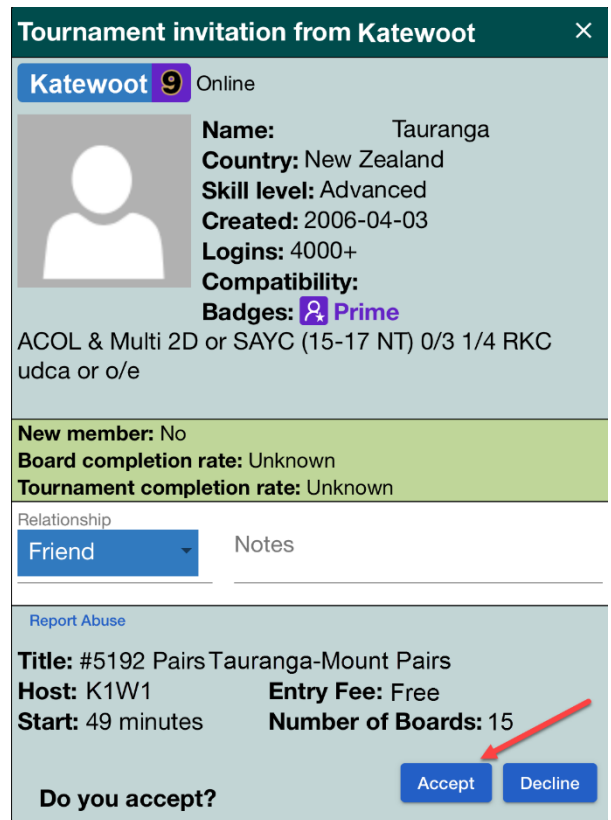


Invitation window:

Your partner will get a pop up window with the invite on it like this >>>

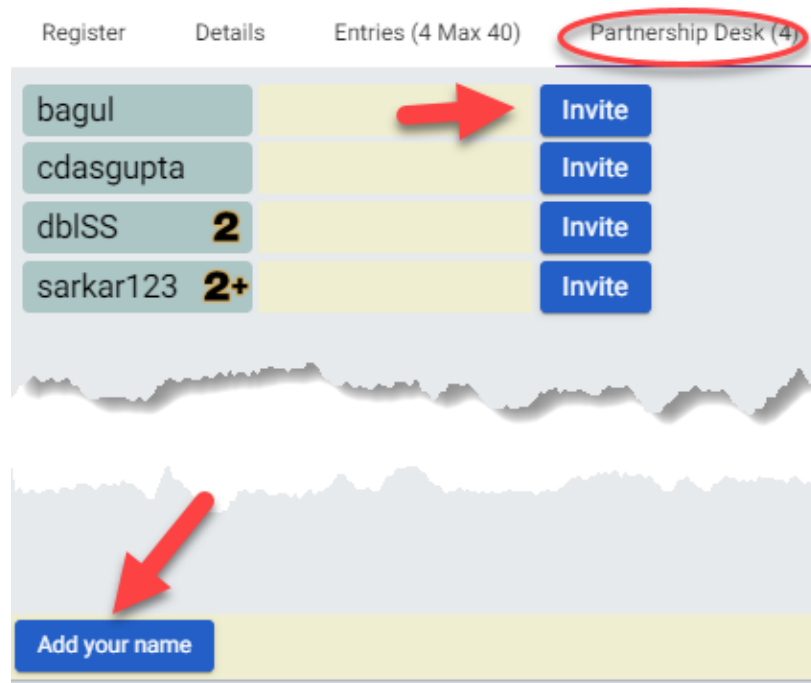
Your partner must click "Yes" or "Accept" (laptops say Yes and iPads say Accept !)

IMPORTANT: Your partner must be logged on to accept the invite



If you need a partner:

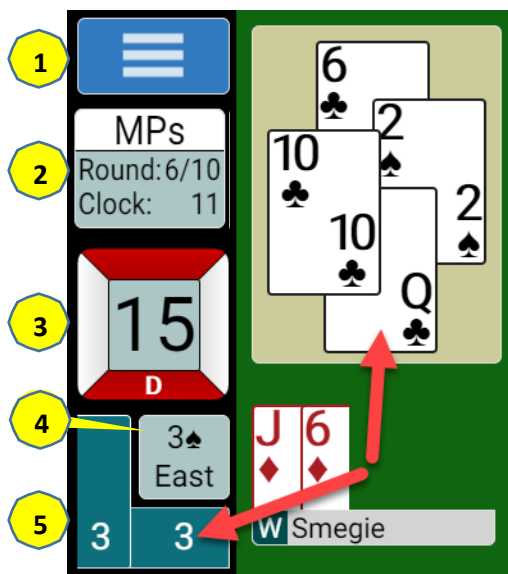
When you click on Partnership Desk you will see who is in there and can check them out before you decide who to pick. If you prefer someone to pick you, go to the bottom of the page and click on “Add your name” to make yourself available



IMPORTANT: If you register early and log out, your registration will stay there, BUT you need to make sure you are back in time for the event. I recommend at least 10 minutes before it starts.

During play

When playing a board, you will see a panel on the left of your screen.



1. At the top is the menu button. This is where you can call the Director during play. If you need a ruling, please call us and do not message us. This process makes it very easy for us to find you at your table
2. This box shows you what round you are on and the total number of rounds and time left in the current round in minutes.
3. This is the board number you are playing. The red portions indicate the vulnerability.
4. This is the contract and by whom. If you left click on that box you can review the bidding.
5. This box shows the tricks won by NS and EW (in this example they have both won 3 tricks. If you click on this box immediately after a trick is played, you can review the last trick played as per this example. It does not stay there very long, so you have to be quick